

RANGE ROVER EVOQUE



ABOVE & BEYOND





BY APPOINTMENT TO
HM THE QUEEN
MANUFACTURERS OF
MOTOR VEHICLES
JAGUAR LAND ROVER LIMITED
COVENTRY



BY APPOINTMENT TO
HRH THE DUKE OF EDINBURGH
MANUFACTURERS OF
MOTOR VEHICLES
JAGUAR LAND ROVER LIMITED
COVENTRY



BY APPOINTMENT TO
HRH THE PRINCE OF WALES
MANUFACTURERS OF
MOTOR VEHICLES
JAGUAR LAND ROVER LIMITED
COVENTRY



ABOVE & BEYOND

Ever since the first Land Rover vehicle was conceived in 1947, we have built vehicles that challenge what is possible. These in turn have challenged their owners to explore new territories and conquer difficult terrains. Our vehicles epitomise the values of the designers and engineers who have created them. Each one instilled with iconic British design cues, delivering capability with composure. Which is how we continue to break new ground, defy conventions and encourage each other to go further. Land Rover truly enables you to make more of your world, to go above and beyond.





THE EVOQUE MARKS A BOLD EVOLUTION OF RANGE ROVER DESIGN. WITH ITS DRAMATIC RISING BELTLINE, A MUSCULAR SHOULDER RUNNING THE LENGTH OF THE CAR, AND A DISTINCTIVE TAPER TO THE FLOATING ROOFLINE, THE RANGE ROVER EVOQUE ADOPTS A VERY DYNAMIC PROFILE WITH A POWERFUL AND ATHLETIC STANCE.

Gerry McGovern.
Land Rover Design Director and Chief Creative Officer.



Scan to view the Range Rover Evoque in action.

Vehicles shown are from the Land Rover global range. Specifications, options and availability will vary between markets and should be verified with your nearest Land Rover Retailer. Vehicle shown right is Landmark Edition in Moraine Blue. See page 57 for more details.





CONTENTS

DESIGN

Exterior	6
Convertible Exterior	9
Coupé, Five-door and Convertible	11
Interior	13
Loadspace Capacity	14
Convertible Roof	16

DRIVING TECHNOLOGY

Testing	18
Terrain Response	21
All Terrain Progress Control	22
Hill Descent Control	25
Torque Vectoring	26
Towing Aids	29

TECHNOLOGY

Infotainment	30
Audio	32
Connectivity	34
Driver Assistance	36

COMFORT FOR ALL

ENGINES

9-speed Automatic Transmission	41
Ingenium Diesel Engine	42
Ingenium Petrol Engine	43

BODY AND CHASSIS

Strength and Stability	44
------------------------	----

SAFETY

	46
--	----

ENVIRONMENTAL

Sustainability	48
----------------	----

SPECIFICATIONS

Choose Your Engine	53
Choose Your Model and Options	54
Choose Your Colour	70
Choose Your Wheels	72
Choose Your Interior	74
Choose Your Accessories	84

TECHNICAL DETAILS

	90
--	----

A WORLD OF LAND ROVER

	94
--	----

DESIGN


EXTERIOR

With its striking lines, muscular shoulder and tapered roof, Range Rover Evoque sets itself apart from its contemporaries.

Whether discovering hidden parts of town or being seen in all the right places, it's always ready for action. Striking the perfect balance between distinctive exterior design, a contoured cabin, capability and performance, the vehicle defines contemporary city life.

Adaptive full LED headlights complement the vehicle's design cues by combining a distinctive look with enhanced light output for better visibility and safety at night. The headlights' adaptive function enables light beams to be automatically aligned with steering inputs and follow curves in the road.

The Daytime Running Lights (DRLs) have a distinctive signature which also serves as the directional indicator where it flashes amber.



Vehicle shown right is HSE Dynamic Five-door in Yulong White.







CONVERTIBLE EXTERIOR

Range Rover Evoque has defined the compact SUV with its design cues that have become synonymous with design and contemporary living. Now the vehicle is going even further. Range Rover Evoque Convertible, the world's first premium compact Convertible SUV, sets new standards in design, capability and sheer driving pleasure.



Vehicle shown left and above is HSE Dynamic Convertible with Black Design Pack in Phoenix Orange.



Vehicle shown above is HSE Dynamic Coupé in Firenze Red.

Vehicle shown above is HSE Dynamic Five-door in Yulong White.

COUPÉ, FIVE-DOOR AND CONVERTIBLE



Vehicle shown above is HSE Dynamic Convertible in Phoenix Orange.

The Range Rover Evoque is available in Coupé, Five-door and Convertible body styles. The Coupé is available in HSE Dynamic model and the Five-door features a four model line-up including SE, Landmark Edition, HSE and HSE Dynamic. The Convertible is available in HSE Dynamic model with a Z-folding Convertible Roof System in Ebony fabric.

With its sleek lines, Range Rover Evoque Coupé delivers a bold interpretation of contemporary British design. Its athletic profile, uncompromising contours and striking touches are guaranteed to turn heads. Inside, the cabin provides a modern, well-appointed space that guarantees travelling in style.

The Five-door model ensures practicality whilst retaining the instantly recognisable design cues of the Range Rover Evoque. The floating roof, rising beltline and athletic form truly reflect life in the city today. The interior space is both thoughtfully planned and superbly finished. Whether taking family or friends around town or heading off to some quiet spot in the countryside for lunch, the vehicle's comfortable seating ensures that all arrive feeling relaxed and ready to go.

Range Rover Evoque Convertible takes the vehicle's inherent capability and superb looks to another level. Its distinctive lines exude confidence, individuality and poise while the spacious interior enables four passengers to travel in comfort.





INTERIOR

The desirability of the exterior design continues inside. The Range Rover DNA is communicated throughout the interior by the superb detailing, strong lines and clean surfaces combined seamlessly with contemporary finishers.

A range of individual features provide added appeal to the clean, architectural shapes of the vehicle's interior. The seats incorporate the latest technologies such as climate control options in the front seats to ensure a truly relaxed and comfortable ride. Details include the use of premium materials such as perforated Windsor leather, twin-needle stitching and deeply padded door inserts. Perforated Windsor leather seats come as standard on HSE and HSE Dynamic models.

For an even more striking and sportier look on HSE Dynamic Coupé and Convertible, optional sport seats* are available as part of the Dynamic Plus Pack. They are available in perforated Windsor leather with electric driver and passenger adjustment and heated functionality.

The 25.4 cm (10) Touchscreen is a superb addition onto the interior, becoming the centrepiece of the fascia. With a 21:9 wide format and 80 percent more pixels than the standard 20.32 cm (8) Touchscreen, the feature comes as standard on HSE and HSE Dynamic models.

*Please contact your nearest Land Rover Retailer for feature availability.
Interior shown left and above is HSE Dynamic Five-door in Ebony with Lunar stitch and sport seats.
Vehicle shown above right is a HSE Dynamic Five-door in Yulong White.

SPORT COMMAND DRIVING POSITION

The Sport Command Driving Position in Range Rover Evoque ensures a greater view of the road ahead so all terrains can be tackled with confidence.

LOADSPACE CAPACITY

The loadspace in Range Rover Evoque is a functional and yet stylishly appointed space. All models contain ample luggage room for the perfect weekend getaway or that last minute shopping trip. The Coupé and Five-door body styles offer flexible seating which can be easily configured with the rear 60:40 split seating arrangement, or for maximum loadspace, the rear seats can be folded down to fit around you and your trip. When the rear seats are upright this delivers a healthy loadspace of 550 l for the Coupé or 575 l on the Five-door.

The Convertible tailgate has been delivered to allow easy access to the loadspace and even has a ski hatch which also doubles as an armrest. The loadspace capacity, 251 l, remains unchanged regardless of the roof position and is able to accommodate a standard golf bag, or a baby buggy.







CONVERTIBLE ROOF

The vehicle utilises a fabric Z-folding Convertible Roof System. It is electrically operated, with opening and closing being easily controlled via a switch mounted in the centre console; an action that can be completed whilst the vehicle is travelling up to 48 k/mh. The Ebony roof complements the complete colour palette. The roof has an acoustic inner lining to reduce road noise and also to provide insulation to the cabin.

The wind deflector improves front seat comfort with the Convertible roof down by reducing drafts from the rear of the cabin. It is available as both an option and accessory.

Vehicle shown is HSE Dynamic Convertible with Black Design Pack in Phoenix Orange.



DRIVING TECHNOLOGY

TESTING

Before any vehicle can carry the Land Rover badge, it must complete a series of rigorous tests to establish the very highest levels of luxury, performance and capability.



SUSPENSION

You're unlikely to push any Land Rover harder than we have. For an unrivalled breadth of dynamic capability, both on and off-road, the vehicles have been exposed to ten years of the most extreme driving pressures in a fraction of the time using our state-of-the-art test rig.



WIND SPEED

Range Rover Evoque was developed in state-of-the-art wind tunnels and a suite of climatic chambers to recreate some of the most challenging aerodynamic conditions it will face. Only by pushing all systems to their limits do we develop true reliability.



HOT AND COLD CLIMATE

In real world environments and our climate chambers, we freeze vehicles to -40°C and bake them to 50°C . Key functions and systems are then scrutinised to our exacting standards. So even in the most remote locations, comfort and peace of mind are never far away.



OFF-ROAD

From the icy proving grounds of Arjeplog, Sweden, to Dubai's unforgiving desert sands, we ensure our legendary all-terrain performance is innate in every vehicle. Prototypes are developed across approximately 8 500 km of the most demanding off-road routes.



SEMI-ANECHOIC CHAMBER

In the 'neutral sound' of our semi-anechoic chamber we precisely expose the cabin to a range of frequencies and vibrations, making certain that Range Rover Evoque sounds refined at every speed and across every surface.



MONSOON

Our water testing facilities ensure each vehicle can enter and exit a body of water without a single droplet entering the cabin. In the monsoon simulator each one is drenched with some 85 000 l of specially dyed water, while tilting it by as much as 45° , checking for even the slightest leak with UV lights.







TERRAIN RESPONSE

Land Rover has always been synonymous with capability and Range Rover Evoque lives up to even the most demanding expectations. Confident and responsive, the drive is further enhanced by a generous wheel articulation and innovative off-road technologies such as Terrain Response.

This feature adapts to the responses of the vehicle's engine, transmission, differentials and chassis systems to maximise driveability, comfort and traction.

There are four standard Terrain Response settings: General Driving, Grass/Gravel/Snow, Mud & Ruts and Sand. So, the vehicle feels sure-footed no matter what the terrain or weather conditions.



General Driving



Grass, Gravel, Snow



Mud & Ruts



Sand



Vehicle shown left is HSE Dynamic Convertible with Black Design Pack in Phoenix Orange.
Vehicle shown above is HSE Five-door in Firenze Red.

ALL TERRAIN PROGRESS CONTROL

All Terrain Progress Control (ATPC) is a state-of-the-art system that enables drivers to set and maintain a steady speed in challenging conditions.

Operating like a cruise control system, it functions at very low speeds between 1.8 km/h and 30 km/h, helping the driver to maintain full concentration on steering and finding a path through obstacles.

In addition, the system enables the vehicle to pull away smoothly and easily, even on tricky low-friction surfaces like ice, snow or wet grass.

Developed by Land Rover's industry-leading all-terrain specialists, it works seamlessly alongside the standard **Terrain Response**, 4 Wheel Drive (4WD) traction and braking systems.

Once ATPC is activated, the standard steering wheel +/- cruise control buttons are used to set the speed. Brake and accelerator pedals can still override the chosen settings.



Vehicle shown is HSE Dynamic Coupé in Firenze Red.







HILL DESCENT CONTROL

Land Rover's patented Hill Descent Control (HDC) assists the driver with controlled descents of difficult slopes by maintaining a constant speed and applying braking separately to each wheel.

Hill Start Assist ensures the vehicle doesn't roll backwards as it pulls away on an incline.


The vehicle also utilises **Gradient Release Control (GRC)** which is designed to prevent the vehicle accelerating too quickly on a steep incline when the driver releases the brake.



TORQUE VECTORING

When cornering, the vehicle's agility and stability are enhanced by the Torque Vectoring by Braking system. Monitoring the vehicle, the system constantly balances the distribution of torque between all the wheels to improve grip and steering whether on or off-road.

- A** UNDERSTEER DETECTED
- B** FULL TORQUE TO OUTER WHEELS
- C** BRAKING FORCE TO INNER WHEELS
- D** LINE CORRECTED









TOWING AIDS

With a towing capacity of up to 1 800 kg on Coupé, 2 000 kg on Five-door and 1 500 kg on Convertible, by incorporating tailored technologies, Range Rover Evoque can handle the most demanding of tasks.

REAR VIEW CAMERA

Providing improved visibility when reversing, the Rear View Camera is a valuable parking aid and offers help when hitching a trailer.

Tow Hitch Assist makes coupling a trailer to the vehicle much easier by helping you visualise the hitching process; it displays the predicted path of the vehicle towards the tow bar on the Touchscreen. Standard with Rear View Camera.

SURROUND CAMERA SYSTEM

As part of the Surround Camera System, the Tow Assist feature helps with reversing by predicting the trailer's direction. You can even input your trailer's width for precise guidelines displayed on the Touchscreen.

TRAILER STABILITY ASSIST

Trailer Stability Assist monitors the vehicle to detect movements in the trailer and then uses selective braking to help correct potentially hazardous situations.

Please refer to the standard and optional feature listing on page 67.
Touchscreen shown is 25.4 cm (10) Touch Pro.
Vehicle shown left and above HSE Dynamic Five-door in Yulong White.



TECHNOLOGY

INFOTAINMENT

InControl is our suite of advanced technologies that links both you and your Range Rover Evoque to the wider world. Choose from two InControl infotainment systems: Touch or Touch Pro.



HEAD-UP DISPLAY

Head-up Display presents key vehicle data such as vehicle speed, gear position and navigation directions on the windscreen, without the need for the driver to take their eyes off the road.

This innovative laser system is more robust against issues such as 'washout' – the effect that the glare from sunlight has on inferior LED-based systems. The feature can be turned on and off dependent upon driver preference. Standard on HSE Dynamic model.

Get your life InControl at landrover.in/incontrol

As we roll out InControl, specific features described may be optional, and market or powertrain dependent. Please consult your country-specific Land Rover website or local Land Rover Retailer for availability and full terms in your country. Certain features require an appropriate SIM with a suitable data contract which will require further subscription after the initial term advised by your Retailer. Mobile connectivity cannot be guaranteed in all locations.



TOUCH

AVAILABLE ON SE AND LANDMARK EDITION MODELS

- 20.32 cm (8) Touchscreen
- Land Rover Sound System with 8 speakers
- Navigation including Voice Recognition
- InControl Apps features a range of Land Rover approved apps that can be connected to Range Rover Evoque from your smartphone, to enhance aspects of your in-car experience
- Wi-Fi Hotspot.



TOUCH PRO

AVAILABLE ON HSE, HSE DYNAMIC AND CONVERTIBLE MODELS

- 25.4 cm (10) Touchscreen
- Meridian™ Surround Sound System 380 W with 10 speakers plus subwoofer
- Voice Recognition**
- CD/DVD Player
- Meridian™ Surround Sound System 660 W with 12 speakers plus subwoofer*
- Meridian™ Surround Sound System 825 W with 16 speakers plus subwoofer**
- Navigation Pro
- InControl Apps
- Pro Services include Wi-Fi Hotspot, Route Planner App, Share ETA, and Commute Mode.

*Only available on Convertible **Not available on Convertible.
 Feature availability will vary by model and body style. Please refer to the standard and optional feature listing on pages 60-69.
 Vehicle shown left is Autobiography Five-door in Firenze Red.



AUDIO

Delivering exceptionally clear audio, Range Rover Evoque offers you the choice of three sound systems. With 8 speakers, the Land Rover Audio System in Range Rover Evoque SE and Landmark Edition delivers a crisp, well-balanced sound.

Added to which, Land Rover has partnered with Meridian™, a world leader in high-performance audio technologies and digital sound processing, to develop advanced audio systems for Range Rover Evoque.

Dynamic Volume Control technology has been integrated on all Meridian Sound Systems, to ensure that any unwanted noise detected in the cabin will be smoothly and automatically balanced out.

The Meridian Sound System (380 W) features 10 speakers and a dual channel subwoofer, delivering exceptional definition, crystal clear highs and full, deep bass through the careful arrangement of speakers.


This 10 speaker system and a dual channel subwoofer, standard on HSE model adds further depth and clarity.

Range Rover Evoque also offers as standard, the Meridian Surround Sound System, which produces 660 W through 12 speakers and a dual channel subwoofer on the Convertible, and 825 W through 16 speakers and a dual channel subwoofer on the Coupé and Five-door HSE Dynamic.

These systems also include Meridian Trifield™ technology. This technology delivers the very best in world-class audio reproduction, bringing you closer to the original performance regardless of your position in the vehicle; everyone will feel and hear pure musical enjoyment.

Meridian is a registered trademark of Meridian Audio Ltd.
Trifield™ and the "three fields" device is a trademark of Trifield Productions Ltd.
Vehicles shown right are an HSE Dynamic Five-door in Fuji White and HSE Dynamic Convertible in Phoenix Orange.

MERIDIAN SURROUND SOUND SYSTEM



 825 W

 16 SPEAKERS

 SUBWOOFER





 660 W

 12 SPEAKERS

 SUBWOOFER

CONNECTIVITY

Touch and Touch Pro provide a wealth of information and entertainment. Making life more rewarding, hassle-free and enjoyable.

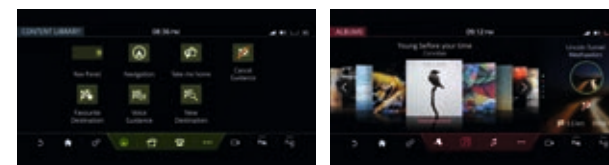
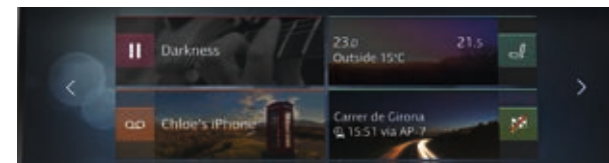


PLANNING ROUTES

Before setting off, use the **Route Planner** app or online portal to search, save locations or set your destination. The app uses the Cloud to send your destination automatically to your vehicle's navigation screen. Standard with Touch Pro.

STAYING CONNECTED

On the road, the in-car **Wi-Fi Hotspot** provides a stable Internet connection and lets you connect up to eight devices. Standard with Touch.



STAYING FOCUSED

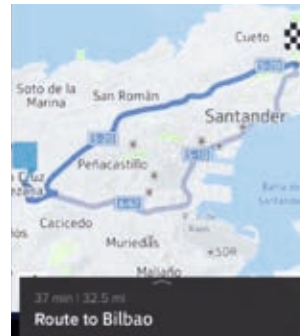
Our Touch Pro **Voice Recognition*** system understands normal spoken instructions. So you can concentrate on the road ahead without any distractions. Standard with Touch Pro.

MOVING FASTER

Touch Pro brings you more processing power, thanks to a quad core processor plus an integrated Ethernet network. Customisable homescreens let you arrange the screen, as you like, with up to four personalised homescreens and over 60 shortcuts.

*Not available on Convertible.

InControl features, options and their availability remain market and powertrain dependent – check with your Retailer for local market availability and full terms. Certain features require the fitment of Connect Pro and a Micro SIM with a suitable data contract which will require further subscription after the initial term advised by your Retailer. Apple Watch® is a registered trademark of Apple Inc., registered in the US and other countries. Mobile network connectivity cannot be guaranteed in all locations. InControl Apps will need to be downloaded from the Apple/Android Store, please contact your nearest Land Rover Retailer for further information.

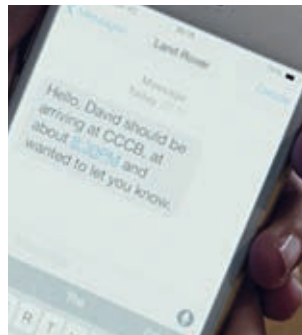


INTELLIGENT ROUTING

Commuter Mode allows the system to learn your commutes and automatically advises you of the expected journey time based on live and historical traffic movements without having to input a destination. The system learns the routes you take for a given destination and then advises which of those is the quickest. Standard with Touch Pro.

DOOR-TO-DOOR

Once you've parked, the Route Planner app will guide you to your destination. Standard with Touch Pro.




SHARING PROGRESS

Share your estimated time of arrival so your selected contact(s) will know exactly when you will arrive, as calculated by the navigation guidance system. If you're running late, Share ETA can then send automatic updates via text or email, without any further action from you. Standard with Touch Pro.

DRIVER ASSISTANCE

ADAPTIVE LED HEADLIGHTS WITH LED SIGNATURE

Full LED headlights deliver an enhanced light output for better visibility and safety at night. Light beams automatically align with steering inputs and follow curves in the road.



PARKING AIDS



PARK ASSIST

Our Park Assist system makes parallel and perpendicular parking easier than ever by automatically steering your vehicle into a suitable space. You just have to select the appropriate gear and control the vehicle's speed with the brake and accelerator pedals. Graphics and notifications guide you through the manoeuvres. Park Assist will also steer you out of a space, taking all of the stress out of parking.



360° PARKING AID

Our 360° Parking Aid gives you complete confidence when manoeuvring in tight spaces. Sensors located around the car are automatically triggered. When Reverse is selected, or can be manually activated, with a graphic appearing on the Touchscreen showing an overhead view of the car. As you park, the Touchscreen display and audio feedback indicates how close you are to obstacles.



SURROUND CAMERA SYSTEM

Using four digital cameras discreetly placed around the vehicle, the system provides an almost complete 360° view including a birds-eye overhead view via the Touchscreen. This helps with various manoeuvres from parking by a kerb, to getting in and out of tight spaces and junctions.



COMFORT FOR ALL

SEATING

Heated front seats are available as an option on HSE Dynamic Coupé and Convertible and, for rear passengers, optional heated rear seats can also be specified on HSE Dynamic Coupé.

No matter what the temperature, optional heated and cooled front seats are also available on HSE Dynamic Coupé and Convertible. This enables both the driver and passenger to set their preferred temperature independently and is controlled via the Touchscreen.

For the ultimate in comfort, optional massage front seats are available on HSE Dynamic Coupé and Convertible allowing both the driver and front passenger to select individual programmes via the Touchscreen. Varying in intensity, there are five settings to choose from; each one delivers a soothing massage to improve both the driver and passenger's comfort.

CONFIGURABLE AMBIENT INTERIOR LIGHTING

New levels of ambient refinement and personalisation have been reached with Configurable Ambient Interior Lighting – standard on HSE and HSE Dynamic.

This feature allows you to vary the colour and shade, changing the ambience of the cabin to suit your mood. There are ten colours in total, ranging from Ice White through to Moonlight and Racing Red.

POWERED GESTURE TAILGATE

Powered gesture tailgate allows you to operate the tailgate (both to open and close) from outside the vehicle without needing to physically touch the vehicle or the smart key.

Provided that the smart key is detected, the tailgate may be operated by a kicking gesture underneath the rear of the vehicle.

Two sensors are mounted on either side of the tailgate to allow kerbside operation, rather than needing to be immediately behind the vehicle. And as the system is compatible with towing solutions, you can still open and close the tailgate with the least amount of fuss. Powered gesture tailgate is not available on Convertible or SE models.

Additionally, if required, the tailgate can also be closed by pressing a button located on the inside of the tailgate.

PANORAMIC ROOF

On Coupé and Five-door body styles, the full glass fixed panoramic roof enhances the sense of space in the vehicle's interior and floods it with natural light as well as providing uninterrupted views of the surrounding environment.

Importantly, the toughened glass has a dark tint to maintain a comfortable temperature inside the cabin and protect occupants and the interior from the sun's rays. A full-sized, powered interior blind is also provided for those who may prefer a more private experience.



Vehicle shown is HSE Dynamic Five-door in Indus Silver. Interior shown above is HSE Dynamic Five-door in Ebony with Lunar stitch.




ENGINES

9-SPEED AUTOMATIC TRANSMISSION


The lightweight, compact 9-speed Automatic Transmission provides optimum fuel economy and CO₂ emissions as well as greater control in low-grip conditions or when towing through the specially designed, ultra-low first gear.

The transmission is specifically designed for transverse applications, and is one of the most efficient and technically advanced ever used in a production vehicle. Two patented dog clutches replace the bulkier conventional set-up, allowing small ratio steps to give better response during acceleration, plus improved shift quality, drive and refinement.

The higher top gear not only reduces fuel consumption but the lower engine revs improve comfort and reduce noise when cruising at a sustained speed. The 9-speed Automatic Transmission is extremely robust and perfectly complements Land Rover's rugged all-terrain ability whilst delivering exceptionally high levels of refinement and efficiency.



Vehicle shown left is HSE Dynamic Coupé with Si4 177 kW engine in Firenze Red.





INGENIUM DIESEL ENGINE

TD4 132 kW

The Ingenium 2.0 I 4-cylinder 132 kW Turbocharged Diesel engine produces 430 Nm of torque and is optimised to deliver the best fuel economy in the range.

– High-pressure common rail direct fuel injection, exhaust variable cam timing and a high-efficiency water-cooled intercooler work in combination for a clean, efficient combustion.

- Intelligent, electronically controlled, adaptive engine cooling only engages when required – minimising fuel consumption and CO₂ emissions.
- The engine features a variable geometry turbocharger that adapts to the changing flow of exhaust gases for high torque throughout the rev range and responsiveness that is uniform, progressive and reduces lag.

	 ACCELERATION 0-100 KM/H (S)	 TOP SPEED (KM/H)
TD4 – 132 kW		
Five-door (Automatic)	9	195



INGENIUM PETROL ENGINE

Si4 177 kW

The Ingenium 2.0 I 4-cylinder 177 kW Turbocharged Petrol engine produces 340 Nm of torque and delivers outstanding fuel economy and driveability.

- The intelligent Continuously Variable Valve Lift (CVVL) system varies the extent to which inlet valves are opened, reducing engine-pumping losses. This lets the engine 'breathe' with maximum efficiency, optimising power and torque.
- CVVL works in combination with dual independent variable cam timing for ultimate operating flexibility, resulting in excellent power and fuel economy across the rev range.
- For excellent acceleration and effortless overtaking, maximum torque is available at 1 250 r/min.
- The twin scroll turbocharger is fed by an integrated exhaust manifold which increases the transfer of energy to the turbine – significantly reducing turbo lag and improving engine response.



ACCELERATION
0-100 KM/H (S)

TOP SPEED
(KM/H)

Si4 – 177 kW

	ACCELERATION 0-100 KM/H (S)	TOP SPEED (KM/H)
Coupé (Automatic)	7.3	217
Five-door (Automatic)	7.3	217
Convertible (Automatic)	8.1	217

The high powered Si4 177 kW engine features a unique bumper as standard. Fog lights not available.

BODY AND CHASSIS

STRENGTH AND STABILITY

BODY

Range Rover Evoque features an extremely strong body structure which has been developed using advanced, weight-saving materials to deliver outstanding stiffness and refinement together with exemplary characteristics in collision situations.

The structure is based on a steel monocoque platform. Delivering the exciting design and sporting dynamics of Range Rover Evoque dictated that an all-new structure was developed.

Lightweight technologies are used extensively in the body design, including:

- Front fenders and tailgate assembly
- Magnesium cross car beam
- Optimised steel structure using high strength boron steels.

CHASSIS AND VEHICLE DYNAMICS

Range Rover Evoque has a chassis which has been specially developed by Land Rover's engineers to deliver on-road dynamics which combine sporting and agile responses with impressive refinement, while not compromising all-terrain capability.

Range Rover Evoque has fully independent suspension, with coil sprung struts front and rear, and isolated front and rear subframes, mounted to an exceptionally stiff steel monocoque bodyshell. The performance of the base suspension system is supplemented by advanced technologies such as an intelligent 4 Wheel Drive (4WD) system.

The chassis features a number of innovations, such as Electric Power Assisted Steering (EPAS), which help the vehicle achieve its unique dynamic character and improved efficiency.

OPTIMISED STRUCTURE

The use of special ultra-high-strength steels in strategic load-bearing areas was a key design objective. The finished steel structure uses 18 percent (by weight) of high strength boron steels. These specialised steels deliver increased strength in critical areas, without the need to increase the thickness and weight of the pressings.

The ultra-high-strength boron steel has been used in key parts of the crash safety cell, including the A-pillars and sills. Coupé and Five-door body styles also feature B-pillars constructed of ultra-high-strength boron steel. The resulting structure protects occupants using an incredibly strong and stable safety cell, and provides a very stiff platform for superior refinement and vehicle dynamics.

The use of ultra-high-strength boron steel in the A-pillar was critical in retaining the slim, raked pillar of the vehicle, without compromising the strength and safety of the structure.


Range Rover Evoque's optimised steel structure protects occupants using an incredibly strong and stable safety cell. The crash structure was optimised using state-of-the-art computer simulation tools, which allowed engineers to conduct 'virtual' collision tests long before physical prototypes were available.

Pedestrian safety has been given a very high priority, with a carefully optimised design for the front-end, bumpers, bonnet and cowl area to minimise potential injuries.

The Convertible steel body structure is further optimised using high tech materials to ensure the high strength structure is retained.



LIGHTWEIGHT
CHASSIS
COMPONENTS



INTEGRAL
MULTI-LINK
SUSPENSION

SAFETY

As with every Land Rover, safety is a key priority in Range Rover Evoque. State-of-the-art Dynamic Stability Control and Roll Stability Control systems detect losses of traction and react to keep the vehicle on course and reduce possibility of roll-over. In the unlikely event of a roll-over situation, the Convertible's roll-over protection system deploys two aluminium bars vertically from the rear bodywork within 90 milliseconds to create a survival space for occupants.

Each model of the range features a comprehensive occupant safety package, including seat belt pretensioners, driver and passenger airbags and a driver knee airbag. In addition, the Coupé and Five-door come with thorax and side curtain airbags, and the Convertible offers combined head thorax side airbags.

PASSENGER SEAT BELT CHECK SYSTEM



CURTAIN AIRBAGS* WITH ROLLOVER SENSING

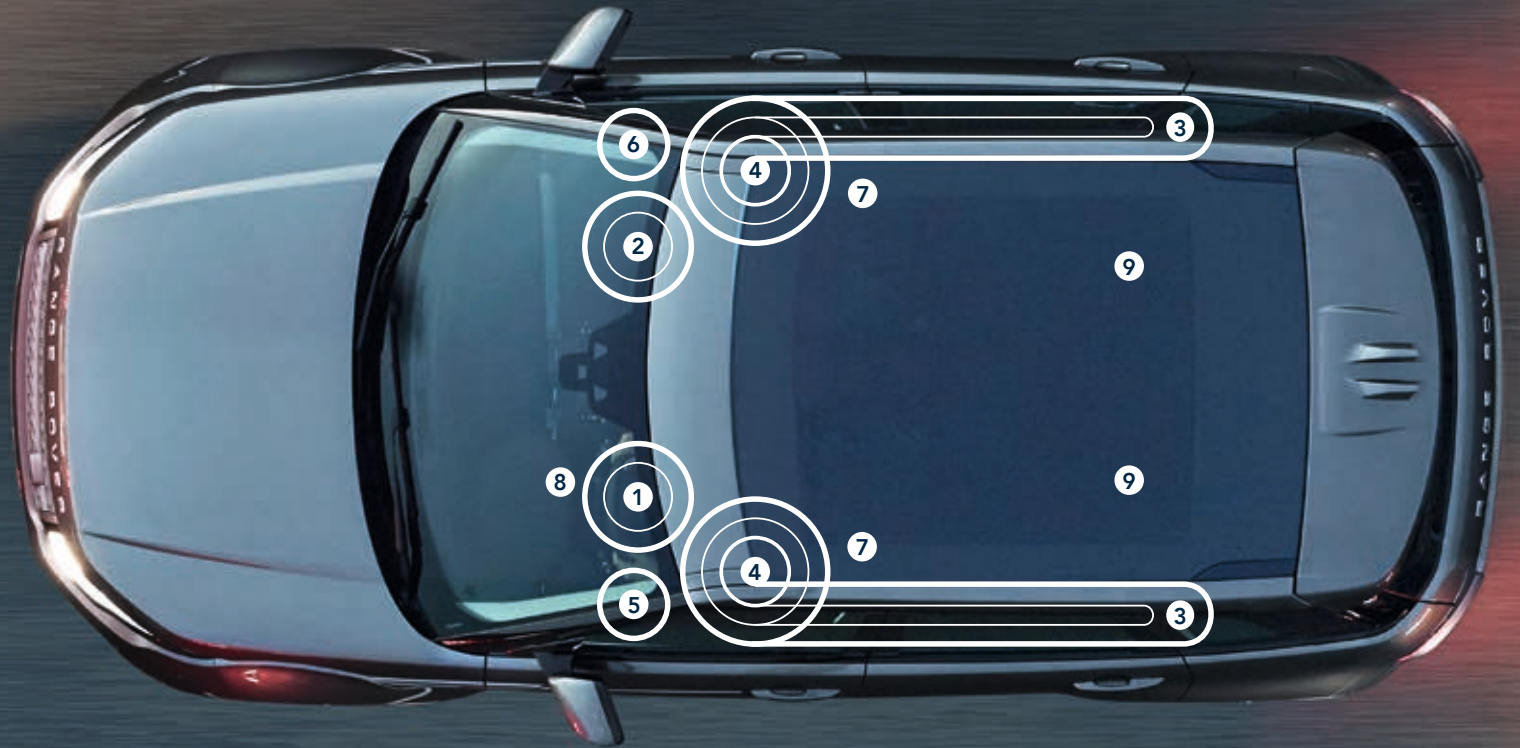
In the event of a side impact or rollover, these are deployed to provide greater protection against head injuries.

FRONTAL AIRBAGS

In a severe impact the driver and passenger airbags inflate to offer supplementary occupant protection.

DRIVER KNEE AIRBAG

The driver knee airbag inflates in the event of a frontal impact, providing additional protection to the occupants' lower legs.



SAFETY SYSTEMS

- | | | |
|--------------------------------|---|----------------------------------|
| 1 DRIVER AIRBAG | 4 SIDE THORAX AIRBAGS** | 7 SEAT BELT PRETENSIONERS |
| 2 PASSENGER AIRBAG | 5 DRIVER KNEE AIRBAG | 8 SEAT BELT REMINDER |
| 3 SIDE CURTAIN AIRBAGS* | 6 AIRBAG DEACTIVATION SWITCH FOR FRONT PASSENGER | 9 ISOFIX POINTS |

*Not available on Convertible **Convertible incorporates a combined head thorax airbag, providing head protection as well as thorax protection.

ENVIRONMENTAL

SUSTAINABILITY

Range Rover Evoque is the most compact Range Rover ever. Its credentials stem from a comprehensive approach to reducing environmental impact throughout the life-cycle of the vehicle. Its size has helped Range Rover Evoque minimise weight, improve aerodynamic performance, and deliver more sporting, agile handling with a lower centre of gravity.

Such radical thinking and production processes bear testimony to Land Rover's unwavering commitment to deliver a more sustainable future.



LIGHTWEIGHT MATERIALS

Starting at just 1 746 kg and using a range of advanced lightweight materials, Range Rover Evoque is the lightest Range Rover ever. There are key weight-saving materials throughout the vehicle, including a magnesium cross car beam, aluminium bonnet and, on the Coupé and Five-door body styles, also the roof. The front fenders and tailgate assembly are constructed from composite materials.


Even the laminated windscreen is reduced in weight to help improve fuel efficiency, performance and handling.

STOP/START

All engines feature intelligent Stop/Start technology that automatically shuts down the engine at rest and starts it again as soon as the brake pedal is released. This helps to reduce fuel consumption and CO₂ emissions.

LIFE CYCLE ASSESSMENT

In order to minimise the vehicle's overall ecological impact, Range Rover Evoque is designed with a life cycle approach, aiming to minimise the environmental impact by considering the entire life cycle of the vehicle: from development and manufacturing, through customer use, to end-of-life recycling and re-use. Each element of the life cycle was analysed with a view to consuming fewer natural resources, using more sustainable materials and minimising the generation of waste.



Vehicle shown left is HSE Dynamic Five-door in Yulong White.

RANGE ROVER EVOQUE OFFERS YOU GREAT OPTIONS AND FLEXIBILITY TO PERSONALISE YOUR VEHICLE.

The following pages take you through a logical series of steps to make your vehicle a true expression of your individuality. You have a number of choices: from selecting your engine and model to exterior and interior colours, wheels, finishes and those detailed touches that define your character.

If you'd like to bring your options to life, go to our online configurator at landrover.in

52-53

1

**STEP 1
CHOOSE YOUR ENGINE**

You can select from a range of powerful petrol or diesel engines.

54-69

2

**STEP 2
CHOOSE YOUR MODEL
AND OPTIONS**

Compare the standard and optional features on each model.

70-71

3

**STEP 3
CHOOSE YOUR COLOUR**

There's a wide range on offer to enable you to express yourself.

72-73

4

**STEP 4
CHOOSE YOUR WHEELS**

There's a range of styles, each one designed to complement the bold exterior.

74-83

5

**STEP 5
CHOOSE YOUR INTERIOR**

When you choose your interior, you can personalise it by selecting your ideal colour combination of seats, materials and your preferred finisher. These three considerations help celebrate and enhance a sense of your own style.

84-89

6

**STEP 6
CHOOSE YOUR
ACCESSORIES**

Additional accessories can enhance your personal requirements.

90-91

TECHNICAL DETAILS

Technical information and data for dimensions, performance and specifications.

1



DRIVELINE, ENGINE PERFORMANCE AND FUEL ECONOMY

The Ingenium diesel engine is coupled with lightweight all-aluminium construction 9-speed Automatic Transmission. This delivers greatly improved fuel efficiency and lower CO₂ emissions.

The powerful Ingenium petrol Si4 177 kW engine accelerates from 0-100 km/h in just 7.3 s. Both engines feature intelligent Stop/Start technology, automatically shutting down the engine at rest when possible, and re-starting it again as soon as you lift your foot off the brake.

	DIESEL	PETROL
	2.0 I TD4*	2.0 I Si4
	AUTOMATIC	AUTOMATIC
POWER (kW)	132	177
Driveline	4 Wheel Drive (4WD)	4 Wheel Drive (4WD)
Maximum power kW / r/min	132 / 4 000	177 / 5 500 - 6 000
Maximum torque (Nm / r/min)	430 / 1 750 - 2 500	340 / 1 500 - 4 000
Capacity (cm ³)	1 999	1 997
No. of cylinders	4	4
Valves per cylinder	4	4
Cylinder layout	In-line	In-line

MODELS BY ENGINE

	SE	LANDMARK EDITION	HSE	HSE DYNAMIC	HSE DYNAMIC (CONVERTIBLE)
2.0 I TD4 Diesel (132 kW)	■*	■*	■*	■*	
2.0 I Si4 Petrol (177 kW)	■*			■	■

■ Standard – Not Available.

*Not available on Coupé or Convertible.

All figures are certified by ARAI, the Indian Homologation Authority.

Low fuel warning at approximately 13.6 l on Diesel engines and 11.6 l on Petrol engines.

Vehicle shown left is HSE Five-door in Fuji White.

2

EACH MODEL HAS A CHOICE OF ENGINES AND UNIQUE FEATURES

This guide will help you to select your ideal Range Rover Evoque.
On the following pages you'll see the key standard features for each model.

RANGE ROVER EVOQUE SE



- Brunel grille and Atlas grille surround
- Xenon headlights with LED signature and power wash
- Brunel fender vent blade
- Body-coloured door handles
- Body-coloured mirror caps
- Rain sensing windscreen wipers
- Ambient Interior Lighting
- Carpet mats

- Atlas bonnet and tailgate script
- 45.72 cm (18) 7 split-spoke 'Style 706' alloy wheels
- Brunel tailgate finisher
- Grained leather seats
- Land Rover Sound System with 8 speakers (Touch)
- 20.32 cm (8) Touchscreen
- White Silver inner and Dark Techno Silver outer front and rear tow eye finishers.

RANGE ROVER EVOQUE HSE



- Contents of the SE, plus:
- Chrome treadplates

- Replaces SE content:
- Dark Atlas grille
 - Atlas fender vents and tailgate finisher
 - 45.72 cm (18) 5 split-spoke 'Style 506' alloy wheels
 - Configurable Ambient Interior Lighting

- Perforated Windsor leather seats
- Meridian™ Sound System 380 W with 10 speakers plus subwoofer (Touch Pro)
- 25.4 cm (10) Touchscreen
- Navigation Pro
- Front and rear premium carpet mats.

RANGE ROVER EVOQUE HSE DYNAMIC



Contents of HSE, plus:

- Dynamic body style
- Narvik Black bonnet louvres
- Bright square exhaust finisher
- Perforated Windsor leather steering wheel
- Bright pedals.

Replaces HSE content:

- Narvik Black grille
- Corris Grey grille surround*
- Narvik Black fender vents and mirror caps
- Narvik Black inner and Indus Silver outer front and rear tow eye finishers*
- Narvik Black tailgate finisher
- Adaptive LED headlights with LED signature
- Illuminated aluminium front treadplates with Range Rover script
- Textured Aluminium trim finisher.

LANDMARK EDITION



Delivering true standout, Landmark Edition comes in three colours – Yulong White, Corris Grey and Moraine Blue – all featuring the Carpathian Grey contrast roof as standard. Its dynamic body style offers unique 45.72 cm (18) 5 split-spoke 'Style 506' alloy wheels with Gloss Black finish and Graphite Atlas trim throughout. A distinctive interior features grained leather in Ebony with Lunar stitch and a striking Dark Satin Brushed Aluminium finisher.

Landmark Edition standard features include:

- Dynamic body style
- 45.72 cm (18) 5 split-spoke 'Style 506' alloy wheels with Gloss Black
- Carpathian Grey contrast roof
- Dark Satin Brushed Aluminium trim finisher
- Keyless Entry
- Powered gesture tailgate
- Panoramic roof
- Land Rover Sound System with 8 speakers (Touch)
- 20.32 cm (8) Touchscreen
- Graphite Atlas fender vents, bonnet louvres, grille, grille surround and bonnet and tailgate script
- Graphite Atlas bonnet louvres
- Graphite Atlas bonnet and tailgate script
- Narvik Black inner and Carpathian Grey outer front and rear tow eye finishers
- Perforated grained leather interior in Ebony with Lunar stitch.

CONVERTIBLE MODELS

RANGE ROVER EVOQUE CONVERTIBLE HSE DYNAMIC



- Dynamic body style
- Narvik Black Dynamic grille with – Corris Grey surround*
- Adaptive LED headlights with LED signature
- Body-coloured door handles
- Narvik Black mirror caps
- Atlas bonnet and tailgate script
- Narvik Black inner and Corris Grey outer front and rear tow eye finishers*
- Bright square exhaust finisher
- Narvik Black fender vents, bonnet louvres and tailgate finisher
- 45.72 cm (18) 5 split-spoke 'Style 506' alloy wheels
- Perforated Windsor leather seats.
- Navigation Pro
- Configurable Ambient Interior Lighting.

PERSONALISING THE EXTERIOR

The Range Rover Evoque offers a unique design pack option to further personalise the exterior – the Black Design Pack, which emphasises the confident stance of the vehicle – making it really stand out from the crowd.

BLACK DESIGN PACK



The optional Black Design Pack is available on Coupé and Convertible HSE Dynamic model. The pack gives the overall design of the vehicle a more assertive appearance, with Narvik Black exterior elements and unique distinctive Gloss Black alloy wheels.

- 45.72 cm (18) 5 split-spoke 'Style 506' alloy wheels with Gloss Black
- Narvik Black front and rear tow eye finishers
- Darkened headlights, rear tail lights and front fog lights (fog lights are not available on Si4 177 kW engine)

- Narvik Black Range Rover script (bonnet and tailgate)
- Dynamic square Black exhaust finishers
- Narvik Black grille surround.

STANDARD AND OPTIONAL FEATURES

Engine Transmission, Suspension and Driving Dynamics

	2.0 I TD4 (132)	2.0 I Si4 (177)	DESCRIPTION
9-speed Automatic Transmission (4WD)	■	■	Please refer to page 41.
4 Wheel Drive (4WD)	■	■	
Efficient Driveline	■	■	
Terrain Response	■	■	
All Terrain Progress Control (ATPC)	■	■	Please refer to page 22.
Torque Vectoring by Braking	■	■	
Hill Descent Control (HDC)	■	■	
Hill Start Assist	■	■	
Stop/Start technology	■	■	
Anti-lock Braking System (ABS)	■	■	
Cruise control	■	■	
Electronic Power Assisted Steering (EPAS)	■	■	
Traction Control System (TCS)	■	■	
Dynamic Stability Control (DSC)	■	■	
Roll Stability Control (RSC)	■	■	
Engine Drag Torque Control (EDC)	■	■	
Electric Parking Brake (EPB)	■	■	
Emergency Brake Assist (EBA)	■	■	
Electronic Brake-force Distribution (EBD)	■	■	
Trailer Stability Assist (TSA)	■	■	
Push Button Start	■	■	

■ Standard □ Optional – Not Available.

Exterior Features and Finishers

OPTION CODE	SE	LANDMARK EDITION	HSE	HSE DYNAMIC	HSE DYNAMIC (CONVERTIBLE)	DESCRIPTION
ROOF AND EXTERIOR DESIGN						
Body-coloured door handles (includes Noble surrounds on HSE)	■	■	■	■	■	
Fixed panoramic roof	■	■	■	■	-	Please refer to page 38.
Black contrast roof (1)	080AN	□	-	□	□	
Grey contrast roof (1)	■	-	■	■	-	
Carpathian Grey contrast roof	-	■	-	-	-	
Anthracite side sills	■	■	■	■	■	
Brunel fender blade	■	-	-	-	-	
Narvik Black fender blade	-	-	-	■	■	
Graphite Atlas fender blade	-	■	-	-	-	
Atlas fender blade	-	-	■	-	-	
Brunel tailgate finisher	■	-	-	-	-	
Narvik Black tailgate finisher	-	■	-	■	■	
Atlas tailgate finisher	-	-	■	-	-	
Brunel grille	■	-	-	-	-	
Narvik Black grille	-	-	-	■	■	
Graphite Atlas grille	-	■	-	-	-	
Dark Atlas grille	-	-	■	-	-	
Body-coloured door claddings	-	■	-	■	■	
Anthracite door claddings	■	-	■	-	-	
Brunel lower door cladding insert	■	-	-	-	-	
Atlas lower door cladding insert	-	-	■	-	-	
Dynamic front and rear bumper	-	■	-	■	■	
Narvik Black bonnet louvres	-	-	-	■	■	

■ Standard □ Optional - Not Available.

(1) When contrast roof colour is selected, door mirrors are always in Narvik Black.

STANDARD AND OPTIONAL FEATURES

Exterior Features and Finishers (continued)

	SE	LANDMARK EDITION	HSE	HSE DYNAMIC	HSE DYNAMIC (CONVERTIBLE)	DESCRIPTION
ROOF AND EXTERIOR DESIGN						
Graphite Atlas bonnet louvres	-	■	-	-	-	
Body-coloured mirror caps	■	-	■	-	-	
Narvik Black mirror caps	-	■	-	■	■	
GLASS AND EXTERIOR MIRRORS						
Heated rear window	■	■	■	■	■	
Infrared reflective windscreen	-	-	-	■	■	This is a fine metallic coating made up of several layers of titanium and silver to create an infrared reflective coating, keeping the vehicle cooler in hot conditions.
Auto-dimming, power fold heated door mirrors with memory functionality, approach and puddle lights	■	■	■	■	■	Working in conjunction with the auto-dimming interior rear view mirror, electrochromic mirror glass is triggered through a sensor activated by low or poor lighting conditions. The exterior mirror glass darkens proportionally to the light detected by the sensors.
HEADLIGHTS AND LIGHTING						
Xenon headlights with LED signature and power wash	■	■	■	-	-	
Adaptive LED headlights with LED signature	-	-	-	■	■	
Automatic Headlights and rain sensing wipers	■	■	■	■	■	
Front fog lights (1)	■	■	■	■	-	
WHEEL FEATURES						
Locking wheel nuts	■	■	■	■	■	
Tyre Pressure Monitoring System (TPMS)	■	■	■	■	■	
45.72 cm (18) temporary spare wheel and toolkit	■	■	■	■	■	

■ Standard □ Optional - Not Available.

(1) Not available with Si4 177 kW engine.

Seating, Interior Features and Finishers

	OPTION CODE	SE	LANDMARK EDITION	HSE	HSE DYNAMIC	HSE DYNAMIC (CONVERTIBLE)	DESCRIPTION
SEATING							
Grained leather seats		■	-	-	-	-	Please refer to page 74-75.
Perforated grained leather seats		-	■	-	-	-	Please refer to page 74-75.
Perforated Windsor leather seats (2)	033JK	-	-	■	□	-	Please refer to page 74-75.
Perforated Windsor leather seats (Dynamic design)		-	-	-	■	■	Seat centre panel features horizontal ribbed design. Please refer to page 74-75.
Full Windsor leather interior (2)	032CG	-	-	-	□	□	Adds Windsor leather to the door top roll, facia mid-section and facia topper.
Rear seat 60:40 split		■	■	■	■	-	
Heated front seats (3)	033BV	-	-	-	-	□	Please refer to page 38.
Heated front and rear seats (4) (5)	033EQ	-	-	-	□	-	Please refer to page 38.
Heated and cooled front seats (6)	033GP	-	-	-	-	□	Please refer to page 38.
Heated and cooled front seats with heated rear seats (2) (5) (6)	033GQ	-	-	-	□	-	14-way seats increases seat functionality with seat bolsters. Please refer to page 38.
12-way electric front seats with memory		■	■	■	■	■	
14-way electric front seats with memory (2)	033UG	-	-	-	□	□	
14-way electric front seats with memory and massage (2) (7)	033UO	-	-	-	□	□	14-way seats increases seat functionality with seat bolsters.

■ Standard □ Optional - Not Available.

(2) Not available on Five-door HSE Dynamic (3) Option with Dynamic Plus Pack (4) Option with Dynamic Plus Pack on HSE Dynamic Coupé only (5) Heating available to outboard rear seats only (6) Only available with 14-way seats (7) Only available with heated and cooled seats.

STANDARD AND OPTIONAL FEATURES

Seating, Interior Features and Finishers (continued)

	OPTION CODE	SE	LANDMARK EDITION	HSE	HSE DYNAMIC	HSE DYNAMIC (CONVERTIBLE)	DESCRIPTION
SEATING							
Sport seat (1)	033CN	-	-	-	□	□	Please refer to page 75.
Rear centre head restraint		■	■	■	■	-	
Rear seat centre armrest		■	■	■	■	■	On Convertible also includes ski hatch.
STEERING WHEEL							
Manually adjustable steering column		■	■	■	■	■	
Leather steering wheel		■	■	■	-	-	
Perforated leather steering wheel		-	-	-	■	■	
INTERIOR FINISHERS							
Satin Brushed Aluminium trim finisher		■	-	■	-	-	Please refer to page 83.
Dark Satin Brushed Aluminium trim finisher		-	■	-	-	-	Please refer to page 83.
Textured Aluminium trim finisher		-	-	-	■	■	Please refer to page 83.
Gloss Black Strata veneer (2)	088GQ	-	-	-	□	□	Please refer to page 83.

■ Standard □ Optional - Not Available.

(1) Only available as part of the Dynamic Plus Pack on HSE Dynamic Coupé and Convertible Only available in Ebony or Ebony/Pimento interior colourways (2) Not available on Five-door HSE Dynamic.
The Bluetooth® word mark and logos are owned by the Bluetooth SIG, Inc. and any use of such marks by Land Rover is under licence.

Seating, Interior Features and Finishers
(continued)

	SE	LANDMARK EDITION	HSE	HSE DYNAMIC	HSE DYNAMIC (CONVERTIBLE)	DESCRIPTION
INTERIOR FEATURES						
Automatic climate control – with air filtration	■	■	■	■	■	
Proximity sensing and touch detection for overhead map lights	■	■	■	■	■	
Global opening/closing for all windows from smart key	■	■	■	■	■	
Centre console with sliding armrest	■	■	■	■	■	
Illuminated footwell, glovebox, door release, overhead console downlighter, load compartment light and map lights	■	■	■	■	■	
Illuminated vanity mirror	■	■	■	■	■	
Luggage compartment anchor points	■	■	■	■	■	
Luggage cover	■	■	■	■	–	
Chrome front and tailgate treadplates with Range Rover script	–	–	■	–	–	
Illuminated aluminium front treadplates with Range Rover script and Chrome tailgate (3)	–	–	–	■	■	
Carpet mats	■	■	–	–	–	
Front and rear premium carpet mats	–	–	■	■	■	
Auto-dimming interior rear view mirror	■	■	■	■	■	
Cabin Air Quality Sensor	–	–	–	■	■	Advanced air filtration and air quality sensing system to facilitate automatic recirculation when outside air quality is poor or pollen counts are high.
Climate control rear vents	■	■	■	■	■	
Smoker's Pack	■	■	■	■	■	Includes single ashtray and single cigarette lighter.
Ambient Interior Lighting	■	■	–	–	–	
Configurable Ambient Interior Lighting	–	–	■	■	■	Please refer to page 38.

■ Standard □ Optional – Not Available.
(3) Tailgate treadplate not fitted on Convertible.

STANDARD AND OPTIONAL FEATURES

Safety and Security

	SE	LANDMARK EDITION	HSE	HSE DYNAMIC	HSE DYNAMIC (CONVERTIBLE)	DESCRIPTION
Airbags (driver airbags and knee bolster airbag; front passenger airbag, curtain airbags and side airbags)	■	■	■	■	-	
Airbags (driver airbags and knee bolster airbag; front passenger airbag and side airbags – seat mounted with head protection)	-	-	-	-	■	
Front height adjustable seat belts (Five-door only)	■	■	■	■	-	
ISOFIX mounting points in outboard rear seats	■	■	■	■	■	
Intrusion Sensor	■	■	■	■	■	The Intrusion Sensor offers enhanced theft-protection, using ultrasonic sensors to detect any intrusion into the cabin area when the vehicle is locked. When the alarm is activated, the vehicle emits an acoustic warning and the hazard warning lights are automatically switched on.
Automated hazard warning lights under heavy braking	■	■	■	■	■	

■ Standard □ Optional – Not Available.

**Driver Assistance, Convenience
and Loadspace Features**

	OPTION CODE	SE	LANDMARK EDITION	HSE	HSE DYNAMIC	HSE DYNAMIC (CONVERTIBLE)	DESCRIPTION
DRIVER ASSISTANCE							
Rear Parking Aid		■	■	■	■	■	
Front Parking Aid		■	■	■	■	■	
Rear View Camera		■	■	■	-	-	As one of the driver assistance technologies, providing improved visibility when reversing, the Rear View Camera is a valuable parking aid and offers help when hitching a trailer. Static lines representing the vehicle's outer perimeter and predicted path are superimposed on the rearward image, to make parking in tight spots as easy as possible.
Surround Camera System		-	-	-	■	■	Using four digital cameras mounted around the vehicle, this system provides an all-round view of your surroundings on the full-colour Touchscreen, assisting in tight manoeuvring. When towing, it provides additional information to aid with reversing.
Park Assist – Parallel Park/Parking Exit/Perpendicular Park (1) (2)	086HA	-	-	-	□	□	Please refer to page 37.
360° Parking Aid (2) (3)	036MB	-	-	-	□	□	Please refer to page 37.
CONVENIENCE FEATURES							
Keyless Entry		-	■	■	■	■	The driver is able to access and lock/alarm the vehicle without the need to take the remote smart key out of a bag or pocket.
LOADSPACE FEATURES							
Powered gesture tailgate		-	■	■	■	-	Please refer to page 38.
Loadspace stowage rails (2)	135AH	-	-	-	□	-	For extra convenience, loadspace stowage rails keeps luggage safe in the loadspace area. Retailer fit option is also available.
Wind deflector (4)	041EB	-	-	-	-	□	Please refer to page 16.

■ Standard □ Optional – Not Available.

(1) Only available with 360° Parking Aid (2) Not available on Five-door HSE Dynamic (3) Only available with Park Assist – Parallel Park/Parking Exit/Perpendicular Park

(4) In common with other Convertible vehicles, the wind deflector covers the rear seats, and thus cannot be used when rear seat passengers are being carried.

STANDARD AND OPTIONAL FEATURES

Information, Communication and Entertainment

	SE	LANDMARK EDITION	HSE	HSE DYNAMIC	HSE DYNAMIC (CONVERTIBLE)	DESCRIPTION
12 V auxiliary power sockets (front and luggage compartment)	■	■	■	■	■	
Bluetooth® audio streaming and phone connection	■	■	■	■	■	
20.32 cm (8) Touchscreen	■	■	-	-	-	
25.4 cm (10) Touchscreen	-	-	■	■	■	Please refer to pages 30-31 and 34-35.
Land Rover Sound System with 8 speakers (Touch)	■	■	-	-	-	Includes single USB socket. Please refer to page 32.
Meridian™ Sound System 380 W with 10 speakers plus subwoofer (Touch Pro)	-	-	■	-	-	Includes twin USB sockets. Please refer to page 32.
Meridian™ Surround Sound System 825 W with 16 speakers plus subwoofer (Touch Pro)	-	-	-	■	■	Includes twin USB sockets. On Convertible models the Surround Sound System offers 660 W with 12 speakers plus subwoofer. Please refer to pages 32.
CD/DVD player	-	-	■	■	■	
Navigation	■	■	-	-	-	This feature is able to store information, make lane recommendations and operate in tunnels all whilst navigating you to your destination. Please refer to pages 30-31 and 34-35.
Navigation Pro	-	-	■	■	■	Please refer to pages 30-31 and 34-35.
Head-up Display	-	-	-	■	■	Please refer to page 30.
Wi-Fi Hotspot (1)	■	■	-	-	-	Please refer to pages 30-31 and 34-35.
InControl Apps	■	■	■	■	■	Please refer to pages 30-31 and 34-35.
Pro Services and Wi-Fi Hotspot (1)	-	-	■	■	■	Please refer to pages 30-31 and 34-35.

■ Standard □ Optional – Not Available.

(1) Compatible SIM card and data contract required.

The Bluetooth® word mark and logos are owned by the Bluetooth SIG, Inc. and any use of such marks by Land Rover is under licence. Meridian™ is a registered trademark of Meridian Audio Ltd.

OPTIONAL FEATURES

Option Packs

	OPTION CODE	SE	LANDMARK EDITION	HSE	HSE DYNAMIC	HSE DYNAMIC (CONVERTIBLE)	DESCRIPTION
Black Design Pack (2)	032EI	-	-	-	□	□	Consists of headlights and tail lights with Darkened finish, Narvik Black front and rear tow eye trim finisher, Narvik Black front grille surround, Black exhaust finishers, Narvik Black Range Rover script (bonnet and tailgate) and 45.72 cm (18) Gloss Black Black wheels.
Dynamic Plus Pack (2) (3)	074SA	-	-	-	□	□	Consists of heated front and rear seats (heated rear seats not available on Convertible), Sport seat and full Windsor leather interior (not available on Convertible).
Luxury Seating Pack (2) (4)	074RX	-	-	-	□	□	Consists of heated and cooled front and heated rear seats (heated rear seats not available on Convertible), 14-way electric massage front seats with memory and full Windsor leather interior.

□ Optional – Not Available.

(2) Not available on Five-door HSE Dynamic (3) Not available with the Luxury Seating Pack (4) Not available with the Dynamic Plus Pack.

3

Now you have chosen your Range Rover Evoque model, you can select your exterior paint colour. From rich, deep lustres to incandescent metallic patinas, our paints incorporate the latest in pigment technologies. Our solid paints produce a deep flat colour. Our metallics deliver a sparkle finish that is sure to catch the eye. And our premium metallic paints enhance both the colour and the intensity of the sparkle or sleek metallic finish to give your vehicle even more presence.

Fuji White (solid)

Optional Contrast Roof Colour
Black Grey*



Narvik Black* (solid)

Optional Contrast Roof Colour
Grey



Yulong White (metallic)

Optional Contrast Roof Colour
Black Grey*



Indus Silver (metallic)

Optional Contrast Roof Colour
Black Grey*



Corris Grey (metallic)

Optional Contrast Roof Colour
Black



Kaikoura Stone* (metallic)

Optional Contrast Roof Colour
Black Grey



Loire Blue (metallic)

Optional Contrast Roof Colour
Black* Grey



Moraine Blue** (premium metallic)



Santorini Black (metallic)

Optional Contrast Roof Colour
Grey



Firenze Red (metallic)

Optional Contrast Roof Colour
Black Grey*



Silicon Silver* (premium metallic)

Optional Contrast Roof Colour
Black



Phoenix Orange[†] (premium metallic)



Carpathian Grey* (premium metallic)

Optional Contrast Roof Colour
Black Grey



**Moraine Blue only available on Landmark Edition. Please refer to page 57.

[†]Phoenix Orange only available on Convertible body styles. Vehicle shown is HSE Dynamic Convertible with Black Design Pack.

4



45.72 cm (18) 5 SPLIT-SPOKE
'STYLE 506'



45.72 cm (18) 5 SPLIT-SPOKE
'STYLE 506' (1)



45.72 cm (18) 7 SPOKE
'STYLE 706' (2)

■ Standard □ Optional – Not Available.

	OPTION CODE	SE	LANDMARK EDITION	HSE	HSE DYNAMIC	HSE DYNAMIC (CONVERTIBLE)
WHEELS						
	45.72cm (18) 5 split-spoke 'Style 506'	-	-	■	■	■
	45.72cm (18) 5 split-spoke 'Style 506' with gloss black finish (1) (2)	-	■	-	□	□
	45.72cm (18) 7 spoke 'Style 706' (2)	029XS	■	-	□	□

5

CHOOSE YOUR INTERIOR – SEAT CONFIGURATION

Your choice of seat can play a vital role in how you drive your Range Rover Evoque and your enjoyment of the cabin space itself. That's why they're available in a range of styles, colours and a choice of three materials: grained leather, perforated grained leather or perforated Windsor leather. Heated front and rear seats can also be specified on HSE Dynamic Coupé and electric memory is featured as standard on all models.



SE SEAT STYLE
(GRAINED LEATHER)



SE DYNAMIC SEAT STYLE
(PERFORATED GRAINED LEATHER)

MODEL	SE SEAT STYLE (GRAINED LEATHER)	SE DYNAMIC SEAT STYLE (PERFORATED GRAINED LEATHER)
SE	■	-
Landmark Edition	-	■
HSE	-	-
HSE Dynamic	-	-
HSE Dynamic Convertible	-	-

■ Standard □ Optional – Not Available.

*Only available as part of the Dynamic Plus Pack on HSE Dynamic Coupé and Convertible. Please contact your nearest Land Rover Retailer for feature availability **Not available on Five-door HSE Dynamic.

Added to which, on HSE Dynamic Coupé and Convertible models, you now have the option of selecting Sport seats. Featuring an integrated headrest and slim seatback shaped to give you supreme support, luxurious comfort levels are upheld with seat heaters, lumbar system, and electric memory. Available in Ebony or Ebony/Pimento trim, these superbly designed seats are the ultimate combination of performance, comfort and style.



HSE SEAT STYLE
(PERFORATED WINDSOR LEATHER)



HSE DYNAMIC SEAT STYLE
(PERFORATED WINDSOR LEATHER)















SPORT SEAT*
(PERFORATED WINDSOR LEATHER)

MODEL	HSE SEAT STYLE (PERFORATED WINDSOR LEATHER)	HSE DYNAMIC SEAT STYLE (PERFORATED WINDSOR LEATHER)	SPORT SEAT* (PERFORATED WINDSOR LEATHER)
SE	-	-	-
Landmark Edition	-	-	-
HSE	■	-	-
HSE Dynamic	□**	■	□
HSE Dynamic Convertible	-	■	□

CHOOSE YOUR INTERIOR – COLOUR COMBINATIONS

Now you have chosen your model, you can use this table to select the perfect combination of interior and exterior colour.













	(A)	(B)	(C)
COLOURWAYS	EBONY / EBONY (page 80)	ALMOND / ESPRESSO (page 80)	CIRRUS / LUNAR (page 81)
INTERIOR COLOUR			
Seat colour	Ebony with Lunar stitch	Almond	Cirrus
Carpet	Ebony	Espresso	Lunar
MODEL			
SE (grained leather)	–	■	–
Landmark Edition (perforated grained leather)	■	–	–
HSE (perforated Windsor leather)	–	–	–
HSE Dynamic (perforated Windsor leather)	–	–	○*
HSE Dynamic (perforated Windsor Dynamic design leather)	○*	–	–
HSE Dynamic (perforated Windsor Dynamic design leather seats, full Windsor leather interior)	○*	–	–
EXTERIOR COLOUR			
 Fuji White	○	▲	○
 Narvik Black*	▲	–	○
 Yulong White	▲	–	▲
 Indus Silver	○	○	▲
 Corris Grey	▲	–	▲
 Kaikoura Stone*	○	–	○
 Loire Blue	○	○	▲
 Moraine Blue (1)	○	–	–
 Santorini Black	▲	○	○
 Firenze Red	▲	○	○
 Silicon Silver*	▲	–	○
 Carpathian Grey*	○	–	▲

■ Standard ▲ Combination is Designer's Choice ○ Combination is Available – Not Available.














*Not available on Five-door.

The above table is designed as a guide. Please contact your nearest Land Rover Retailer for more information.

(1) Only available on Landmark Edition.

	(D)	(E)	(F)	(G)	(H)
COLOURWAYS	LUNAR / IVORY (page 81)	IVORY / EBONY (page 81)	PIMENTO / EBONY (page 81)	VINTAGE TAN / EBONY (page 82)	LUNAR / ICE (page 82)
INTERIOR COLOUR					
Seat colour	Ivory / Lunar	Ivory	Pimento / Ebony	Vintage Tan / Ebony	Ice / Ebony
Carpet	Lunar	Ebony	Ebony	Ebony	Lunar
MODEL					
SE (grained leather)	-	-	-	-	-
Landmark Edition (perforated grained leather)	-	-	-	-	-
HSE (perforated Windsor leather)	-	■	-	-	-
HSE Dynamic (perforated Windsor leather)	-	○*	-	-	-
HSE Dynamic (perforated Windsor Dynamic design leather)	○*	-	○	○	○*
HSE Dynamic (perforated Windsor Dynamic design leather seats, full Windsor leather interior)	○*	-	○*	○*	○*
EXTERIOR COLOUR					
 Fuji White	▲	○	○	○	○
 Narvik Black*	○	▲	▲	▲	○
 Yulong White	○	○*	▲	○	▲
 Indus Silver	○	○	○*	○	○
 Corris Grey	▲	○*	○*	○*	▲
 Kaikoura Stone*	○	▲	○	○	○
 Loire Blue	○	○	○*	○	○
 Moraine Blue (1)	-	-	-	-	-
 Santorini Black	○	▲	▲	▲	○
 Firenze Red	○	○	▲	-	○
 Silicon Silver*	○	▲	○	○	○
 Carpathian Grey*	▲	○	○	○	▲

EXCLUSIVE TO CONVERTIBLE

	(A)	(D)	(F)	(G)	(H)
COLOURWAYS	EBONY / EBONY (page 80)	LUNAR / IVORY (page 81)	PIMENTO / EBONY (page 81)	VINTAGE TAN / EBONY (page 82)	LUNAR / ICE (page 82)
INTERIOR COLOUR					
Seat colour	Ebony with Lunar stitch	Ivory / Lunar	Pimento / Ebony	Vintage Tan / Ebony	Lunar / Ice
Carpet	Ebony	Lunar	Ebony	Ebony	Lunar
MODEL					
HSE Dynamic (perforated Windsor Dynamic design leather)	○	○	–	–	–
HSE Dynamic (perforated full Windsor Dynamic design leather seats, full leather interior)	○	○	○	○	○
HEADLINING					
 Ebony headlining	■	■	■	■	■
EXTERIOR COLOUR					
 Fuji White	○	▲	○	○	○
 Narvik Black	▲	○	▲	▲	○
 Yulong White	▲	○	▲	○	▲
 Indus Silver	○	○	○	○	○
 Corris Grey	▲	▲	○	○	▲
 Kaikoura Stone	○	○	○	○	○
 Loire Blue	○	○	○	○	○
 Santorini Black	▲	○	▲	▲	○
 Firenze Red	▲	○	▲	–	○
 Silicon Silver	▲	○	○	○	○
 Phoenix Orange	▲	○	○	○	–
 Carpathian Grey	○	▲	○	○	▲

■ Standard ▲Combination is Designer's Choice ○ Combination is Available – Not Available.

COLOUR CHOICES

Each interior colourway comes in up to two colour combinations. The image and table shown right detail where each colour of your chosen colourway is located within the cabin.



	1	2	3	4	5
COLOURWAYS	DOOR CASING INSERTS	DOOR ARMREST	FACIA TOPPER	DOOR LOWER	FACIA MID-SECTION
(A) Ebony / Ebony	Ebony	Ebony	Ebony	Ebony	Ebony
(B) Almond / Espresso	Espresso	Almond	Espresso	Almond	Almond
(C) Cirrus / Lunar	Cirrus	Cirrus	Lunar	Lunar	Lunar
(D) Lunar / Ivory	Ivory	Lunar	Lunar	Lunar	Lunar
(E) Ivory / Ebony	Ivory	Ivory	Ebony	Ebony	Ebony
(F) Pimento / Ebony	Pimento	Ebony	Ebony	Ebony	Ebony
(G) Vintage Tan / Ebony	Vintage Tan	Ebony	Ebony	Ebony	Ebony
(H) Lunar / Ice	Ice	Lunar	Lunar	Lunar	Lunar

AVAILABLE INTERIOR COLOUR COMBINATIONS

The cabin in Range Rover Evoque embodies the finest of contemporary living. The warmth of wood veneers, superb metal finishes and soft leathers combine to create a sense of home. The attention to detail is everywhere you look and in everything you touch. A wide range of colourways and seat materials are available to suit all tastes.

A **Ebony / Ebony** (available on Landmark Edition and HSE Dynamic Coupé and Convertible)



Interior shown: SE Ebony fabric*.

B **Almond / Espresso** (available on SE only)



Interior shown: SE grained leather.

*Combinations of colours and derivative shown in image is not available in this market.

C **Cirrus / Lunar** (available on HSE Dynamic Coupé only)



Interior shown: SE grained leather*.

D **Lunar / Ivory** (available on HSE Dynamic Coupé and Convertible)



Interior shown: SE Dynamic perforated grained leather*.

E **Ivory / Ebony** (available on HSE and HSE Dynamic Coupé)




Interior shown: HSE perforated Windsor leather.

F **Pimento / Ebony** (available on HSE Dynamic only)




Interior shown: HSE Dynamic perforated Windsor leather.

G **Vintage Tan / Ebony** (available on HSE Dynamic only)



Interior shown: HSE Dynamic perforated Windsor leather.

H **Lunar / Ice** (available on HSE Dynamic Coupé and Convertible)



Interior shown: HSE Dynamic perforated Windsor leather.

INTERIOR FINISHERS


Now you have chosen your interior colour combination, choose one of five interior finishers. For full availability and designer's choices, please see the colour and trim matrix on pages 76-77.




Satin Brushed Aluminium



Dark Satin Brushed Aluminium



Textured Aluminium



Dark Sport Textured Aluminium



Gloss Black Strata*

*When these horizontal trim finishers are selected the centre console finisher will become Satin Brushed Aluminium.

6

LAND ROVER GEAR



Range Rover Evoque is so capable and adaptable it can get straight to work across a huge variety of vastly differing conditions and roles. Even so, some owners want to add their own stamp of individuality by tailoring their Range Rover Evoque to their specific needs with a range of stylish, practical accessories that are tough, versatile and bring an opportunity for personalisation.

Importantly, these accessories can be added by your Land Rover Retailer at any stage during the vehicle's life – not just when it's new. Naturally, Land Rover Accessories are designed, tested and manufactured to the same exacting standards as the original equipment fitted to your vehicle.

DESIGN



Side Tubes – Bright Finish*
 VPLVP0184 – SE and HSE
 VPLVP0202 – Landmark Edition and HSE Dynamic
Side Tube – Brushed Finish* (not shown)
 VPLVP0229 – Convertible

Stainless steel side tubes provide an off-road inspired appearance, designed to complement the vehicle's exterior style.



Fixed Side Steps**
 VPLVP0225 – SE and HSE
 VPLVP0208 – Landmark Edition and HSE Dynamic

Complete with a rubber tread mat and brushed stainless steel trim, the fixed side steps provide easy access/exit to the vehicle's cabin and aids access to the roof. With embossed Range Rover branding, exterior bright work and Bright anodised aluminium edge trim finish, they complement vehicle exterior styling cues.



Sport Pedal Covers
 VPLHS0044 – Automatic (shown above)
 VPLVS0178 – Sport Footrest – Automatic

Stainless steel Bright finish sports pedal covers are easy to fit and feature hidden fixings for a clean finish. Complementing the sports pedals, the footrest is manufactured from stainless steel and features a Satin finish.



Illuminated Sill Treadplates
 VPLVS0078AAM – Espresso† (Coupé)
 VPLVS0314AAM – Espresso† (Five-door)
 VPLVS0078PVJ – Ebony (Coupé)
 VPLVS0314PVJ – Ebony (Five-door)
 VPLVS0078LAA – Lunar (Coupé)
 VPLVS0314LAA – Lunar (Five-door)
 VPLVS0314CJB – Cherry (Five-door)

Driver and passenger's front door sill treadplates add style to the vehicle and protect the sill trim from scuffs and scrapes. Co-ordinates with your vehicle's interior and subtly illuminates Range Rover script when the front doors are open.



Personalised Sill Treadplates†

Personalised illuminated treadplates allow you to choose a personalised message using an approved set of fonts/typefaces which will be highlighted in White illumination when the front doors are open.



Union Jack Sill Treadplates

Driver and passenger's front door sill treadplates add style to the vehicle and protect the sill trim from scuffs and scrapes. Co-ordinates with your vehicle's interior and the Union Jack adds a distinctly British style.

*Fitting of side steps or side tubes may effect the off-road capability of the vehicle
 †Not available on Convertible ‡Please contact your nearest Land Rover Retailer for feature availability.
 Please note all images in the accessory section are representative of the features advertised not vehicle specification.

TOURING



Luggage Roof Box*^Δ
VPLVR0062

Roof mounted luggage box with Gloss Black finish. Opens from both sides and is lockable for security. Includes power-grip mounting for easy and quick fixing to the roof bars. External dimensions: 1 750 mm long, 820 mm wide, 450 mm high. Volume 410 l. Maximum payload 75 kg.**



Luggage Carrier*^Δ
LR006848

Flexible rack system to facilitate roof carrying. Offers up to a 75 kg load carrying capacity. Maximum payload 62.6 kg.



Loadspace Rails*^Δ
VPLVS0102
Loadspace Retention Kit*^Δ
VPLCS0324

The loadspace retention kit consists of a pack of attachments that fix into the loadspace rails via a quick lock/quick release system to help provide a comprehensive and flexible solution for retaining luggage and other items within the loadspace. The attachment pack includes a retractable strap with inertia reel and telescopic rod.



Towing System – Detachable Tow Bar
VPLVT0166

The detachable tow bar system is easily removed to give the vehicle a clean look and can tow a trailer with a 2 000 kg load capacity (Convertible 1 500 kg). Lockable for security. A target tracking sticker is required for vehicles fitted with trailer assist option.



Towing System – Fixed Height Flanged Tow Bar
VPLVT0170

Range Rover Evoque bolt-on flanged tow ball system with a 2 000 kg load capacity (Convertible 1 500 kg). A target tracking sticker is required for vehicles fitted with trailer assist option. 13 pin electrics is required for fitment (VPLHT0061).



Towing Electrics – 13 Pin*
VPLHT0061

European-style towing electrics, capable of supplying all trailer rear lighting and interior equipment power. 13 pin socket kit complete with all fixings.

SPORTING



Roof Rails*^Δ
VPLVR0085 – Silver Finish
VPLVR0086 – Black Finish

Roof rails facilitate easy fitment of cross bars for roof carrying. Pre-set positioning points ensure cross bars are fixed in optimum position for weight distribution and dynamics. Vehicle height when fitted: Range Rover Evoque 1 640 mm, Range Rover Evoque Coupé 1 609 mm. Maximum permissible load capacity 71.8 kg.

Silver Panoramic Roof Trim Finisher
– VPLVR0089

Black Panoramic Roof Trim Finisher
– VPLVR0090



Crossbars*^Δ
VPLVR0073

Silver finish, adjustable position cross bars for vehicles fitted with roof rails. Aerodynamic profile designed to minimise drag and noise. Lockable for security and incorporating a T-slot to carry the Land Rover roof mounted accessory range. Vehicle height when fitted: Range Rover Evoque 1 720 mm/ Range Rover Evoque Coupé 1 697 mm. Maximum permissible load capacity 71.8 kg.**



Aqua Sports Carrier*^Δ
VPLGR0107 – Single
VPLWR0099 – Twin (shown above)

Aqua Sports Carrier can be used to transport a variety of aqua sport gear, feature includes lockable multi-purpose holder to carry a mast, oars or paddles. Tilts to facilitate easy loading/unloading. Features lockable straps and rubber supports to maintain optimum weight distribution whilst protecting the equipment and vehicle from scratches/scuffs.



Roof Mounted Bike Carrier - Fork Mounted with Wheel Carrier*^Δ
VPLWR0101

Roof mounted cycle carrier provides a simple and secure fitting with the bicycle front wheel removed, ideally suited to lightweight bikes and 'racing' wheels. A separate carrier is included for the front wheel. Easy to fit, lockable cycle carrier which carries one bicycle per holder. A maximum of two holders can be fitted.



Tow Bar Mounted Bike Carrier*^Δ
VPLVR0066 – Two Bike Carrier VPLVR0068 – Three Bike Carrier

The tow bar mounted bike carrier features a one hand, quick attach/release tow bar coupling mechanism and can be tilted away from the vehicle, by use of a foot pedal, to allow easy access into the rear tailgate. The tailgate can be opened with carrier in deployed/folded position. Manufactured from aluminium and other lightweight materials, the bike carrier also features a rear lighting and licence plate mount and it is lockable for security. Maximum load capacity 40 kg. 50 mm tow ball and 13 pin towing electrics are required for fitment.



Flexible Loadspace Protector*^Δ
VPLVS0090

Heavy duty flexible fabric helps protect loadspace up to window height and covers loadspace floor with second row seat backs covered. Includes general purpose gloves. Not applicable with full height or half height luggage partition.

*Requires loadspace rails – VPLVS0102 for fitting

**Not suitable for caravans, trailers or lighting boards fitted with rear mounted LED light kits ^ΔNot available on Convertible.

OUTDOOR



Luggage Partition Full Height*
 VPLVS0221 – Coupé
 VPLVS0220 – Five-door

Designed to prevent luggage from entering the passenger compartment. Easily removed. Complies with ECE-17 regulation. Not applicable with loadspace liner tray, loadspace organiser, flexible loadspace protector or loadspace seatback stowage bag.



Loadspace Rubber Mat
 VPLVS0091 – Coupé and Five-door
 VPLVS0304 – Convertible

Black, waterproof loadspace rubber mat with retaining lip. Offers protection of the loadspace floor.



Loadspace Net - Rear Seat*
 VPLCS0271

Luggage net stows smaller items neatly and safely. Secured to rear of second row seating.



Mudflaps
 Front*
 VPLVP0065 – SE and HSE
 VPLVP0066 – Landmark Edition and HSE Dynamic

Mudflaps are a popular upgrade for reducing spray and ensuring paintwork is protected from debris and dirt. Designed to complement vehicle exterior design.



Rear**
 VPLVP0069 – SE and HSE
 VPLVP0070 – Landmark Edition and HSE Dynamic



Rubber Mat Set
 LR045096 – Coupé and Five-door
 VPLVS0310 – Convertible

Rubber footwell mats help provide protection from general dirt.



Union Jack Style Rubber Mat Set
 VPLVS0307 – Coupé and Five-door
 VPLVS0309 – Convertible

The Range Rover Evoque Union Jack rubber mats add a unique character to your vehicle and help protect the driver and passenger footwell carpets.

OTHER



Union Jack Mirror Covers
VPLVB0249 – Colour
VPLVB0248 – Monochrome

Union Jack mirror covers accentuate the dynamic design of the exterior mirrors, adding a unique British style.



Carbon Fibre Side Vents
VPLVB0112

High grade Carbon Fibre side power vents with a High Gloss finish provide a performance-inspired design upgrade.



Carbon Fibre Bonnet Louvres*
VPLVB0113

Stunning high grade Carbon Fibre bonnet louvres provide a performance-inspired design enhancement to accentuate the distinctive Range Rover Evoque profile.



Luxury Carpet Mat Set
VPLAS0201PVJ – Ebony (shown above)
VPLAS0201AAM – Espresso*
VPLAS0201LAA – Lunar

Luxurious, 2.05 g/m² deep pile carpet mat set with waterproof backing.



Sunshade*

Side Windows
VPLVS0321 – Coupé
VPLVS0322 – Five-door

Rear Tailgate
VPLVS0320 – Coupé and Five-door (shown above)

Easy to install or remove these sun blinds provide increased comfort helping to protect the interior from heat and glare of the sun.



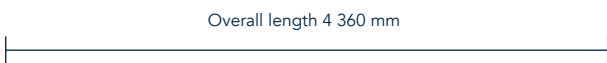
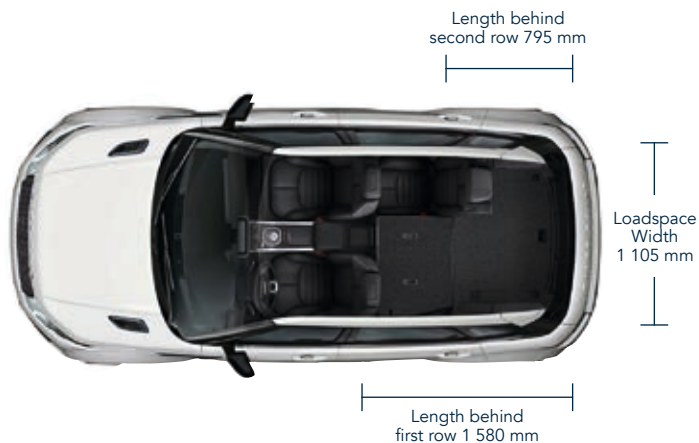
Gearshift Paddles

VPLVS0187MMU – Aluminium
VPLVS0187CAY – Red

Complete the look and feel of your steering wheel with premium aluminium paddles. Gearshift paddles are machine polished, anodised and hand brushed to provide exceptional wear resistance with a premium finish.

*Only available on models with bonnet louvres fitted as standard.

DIMENSIONS AND CAPABILITIES



Standard Ride Height

With roof antenna 1 625 mm* / 1 660 mm**

Headroom

Maximum front headroom (without panoramic roof) 965 mm* / 990 mm**
 Maximum front headroom (with panoramic roof) 995 mm* / 1 025 mm**
 Rear headroom (without panoramic roof) 945 mm* / 965 mm**
 Rear headroom (with panoramic roof) 970 mm* / 1 010 mm**

Loadspace Capacity

Rear seats upright
 Height 840 mm* / 870 mm** Width 1 105 mm
 Loadspace volume 550 l* / 575 l**
 Loadspace width between arches 1 000 mm
 Rear seats down
 Loadspace volume 1 350 l* / 1 445 l**
 Maximum box size (width x height)
 900 mm x 620 mm* / 900 mm x 625 mm**

Width 1 900 (excl mirror), 2 120 (incl. mirror)



	A	B	C
Ride Height	Standard		
Approach Angle	23.2° / 17.8°†		
Ramp Angle		22°	
Departure Angle			33°/30°†

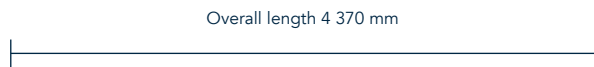


Turning Circle

Kerb-to-kerb 11.38 m
 Turns lock-to-lock 2.31

Wading Depth

Maximum wading depth 500 mm



Standard Ride Height

With roof up 1 609 mm

Headroom

Maximum front headroom 976 mm
Rear headroom 965 mm

Legroom

Maximum front legroom 1 095 mm
Rear legroom 866 mm

Loadspace Capacity

Rear seats upright
Height 403 mm Width 1 105 mm
Loadspace volume 251 l
Maximum box size (width x height)
1 004 mm x 446 mm

Width


Width 1 900 mm

Turning Circle

Kerb-to-kerb 11.38 m
Turns lock-to-lock 2.31

Wading depth

Maximum wading depth 500 mm



Ride Height	A	B	C
Standard	Approach Angle 17.8°	Ramp Angle 18.5°	Departure Angle 31°





TECHNICAL SPECIFICATION, PERFORMANCE AND KEY DATA

	DIESEL	PETROL
	2.0 TD4**	2.0 Si4
	AUTOMATIC	AUTOMATIC
POWER (kW)	132	177
ENGINE DATA		
Bore (mm)	83	83
Stroke (mm)	92.4	92.4
Compression ratio (:1)	15.5	10.5
BRAKES		
Front type	Ventilated disc	Ventilated disc
Front diameter (mm)	325	325
Rear type	Solid disc	Solid disc
Rear diameter (mm)	317	317
Park brake	Electric Park Brake (EPB) integrated into brake caliper	
TOWING (kg) (Coupé and Five-door/Convertible)		
Unbraked trailer	750	750 / 750
Maximum towing	2 000	1 800 / 1 500
Maximum coupling point / nose weight	150	150 / 100
Maximum vehicle and trailer combination / Gross train weight	4 350	4 150 / 3 910
ROOF CARRYING (kg)*		
Maximum roof load (including roof rails)	75	75
PERFORMANCE (Coupé and Five-door/Convertible)		
Maximum speed (k/mh)	195	217 / 217
Acceleration (s) 0-100 k/mh	9	7.3 / 8.1
Fuel tank capacity – usable (l)	57	68.5 / 68.5
Diesel Particulate Filter (DPF)	■	–

■ Standard – Not Available.

*Not available on Convertible **Not available on Coupé or Convertible.
Vehicle shown left is Landmark Edition in Moraine Blue.

A WORLD OF LAND ROVER



LAND ROVER EXPERIENCE

Ever since its inception, Land Rover has been ready for anything. Its legendary capability has seen it tackle the most demanding of terrains, in the most difficult conditions. Its versatile interior has become synonymous with comfort and greater loadspace. And its 'can do' attitude has made it the most welcome of vehicles across the globe.

You can be part of the Land Rover story at one of our Land Rover Experience Centres. You can see how each and every one of these iconic vehicles is built. You can take one out onto off-road tracks where your driving skills will be put to the test. Or you can go even further on one of our Adventure Travel holidays to such countries as Tanzania, Iceland or Morocco.

Adventure awaits.

For more information, visit
landrover.in/experiences



LAND ROVER ONELIFE

As a Land Rover owner, you can look forward to receiving a complimentary copy of Onelife magazine for three years. This award-winning Land Rover magazine is published twice a year and reaches customers in 40 countries. Each issue is filled with the latest Land Rover news and vehicles, insights into the technology and design that shape each vehicle, inspirational journeys and opinions from international experts.



LAND ROVER FINANCIAL SERVICES

Getting the keys to your very own Land Rover has never been so simple. And it's more affordable than you might think. New or used, for personal or business use, we have an option that puts you in complete control. Please speak to your nearest Land Rover Retailer to find out more.

FLEET & BUSINESS

Land Rover is dedicated to being the premium manufacturer of choice for fleets and businesses, by providing a highly attractive range of vehicles and exemplary customer service.

Distinctive, capable and versatile, all Land Rover vehicles deliver low total cost of ownership through strong residual values, competitive service, maintenance and repair costs, and impressive fuel economy and CO₂ emissions.

We are also committed to providing a totally customer-focused aftersales service, which will ensure every Land Rover vehicle is kept on the road and in top condition, in the easiest and most cost-efficient way for businesses.

For more information, visit
landrover.in/fleet-and-business



LAND ROVER COLLECTION

The vehicle is just the beginning. The latest Land Rover Collection is now available for you to discover.

A meticulous attention to detail doesn't stop with our vehicles. You'll find the same level of craftsmanship in all of our clothing, travel items and premium gift ideas. So whether you're shopping for yourself or a loved one, you know the quality is assured.

The Land Rover Collection includes ladies and gents clothing, an extensive range of small leather goods such as wallets, portfolios, iPad and iPhone cases along with briefcases and weekender bags. A range of cufflinks and ladies silk scarves add a luxury feel to the collection. There's a kids collection too, with colourful fun clothing, caps and replica model vehicles for them to enjoy.

View the collection online* at landrover.in/experiences/branded-goods or contact your nearest Land Rover Retailer for more information.



ROADSIDE ASSISTANCE

Land Rover Assistance provides assistance in motoring emergencies, from immobilisation due to breakdown or accident to minor problems such as punctures. You can rely on our roadside assistance, whatever the situation, wherever you happen to be.

For further details please consult your Warranty Benefits handbook, contact your nearest Land Rover Approved Service Centre or visit landrover.in/ownership

IMPORTANT NOTICE: Jaguar Land Rover Limited is constantly seeking ways to improve the specification, design and production of its vehicles and alterations take place continually. Whilst every effort is made to produce up to date literature, this brochure should not be regarded as an infallible guide to current specifications, nor does it constitute an offer for the sale of any particular vehicle. Distributors and Retailers are not agents of Jaguar Land Rover Limited by any express or implied undertaking or representation.

All Land Rover Approved Accessories fitted by a Land Rover Retailer within one month or 1.600 kilometres/1.000 miles (whichever occurs first) of the handover of a new registered vehicle will benefit from the same warranty terms and period of cover as the vehicle warranty. Accessories purchased outside of these parameters will be subject to a 12 month unlimited mileage warranty. All Land Rover Approved Accessories are rigorously tested to the same exacting standards as those applied to our vehicles. Performance in extreme hot and cold temperatures, corrosion resistance, impact and airbag deployment highlight some of the exhaustive product testing carried out to ensure accessories are both durable and importantly, continue to comply with current legislation. Some of the accessories featured are not available on all models. Please consult your nearest Land Rover Retailer for more information.

All our accessories are designed to be an integral part of Land Rover vehicles. While many items such as roof carriers are simple to fit, some products require specialist tools and diagnostic equipment to ensure correct integration with the vehicle structure and electrical systems. These products vary from market to market, please consult your Land Rover Retailer who will be pleased to advise you on current specifications and any query you may have.

The colours reproduced here are subject to the limitations of the printing process and may therefore vary slightly from the actual vehicle. The company reserves the right to alter or withdraw any colour finish without notice. Some of these colours may not be obtainable in your country. Please check availability of colours and current specifications with your Land Rover Retailer. Distributors and retailers are not agents of Jaguar Land Rover Limited and have absolutely no authority to bind Jaguar Land Rover Limited to any express or implied undertaking or representation.

Castrol EDGE Professional exclusively recommended by Land Rover.

Vehicle shown on front and back covers is Landmark Edition Five-door in Moraine Blue.

Jaguar Land Rover India Limited

3rd Floor, Nanavati Mahalaya,
18 Homi Mody Street,
Mumbai – 400 001 India

landrover.in

© Jaguar Land Rover Limited 2017.
Publication Number: 1L5381810000BINEN01P

*Market delivery restrictions apply.

iPad and iPhone are trademarks of Apple Inc., registered in the US and other countries.

